



Biology Centre
Academy of Sciences



Faculty of Science
University of South Bohemia

ELECTRON MICROSCOPY IN CELL BIOLOGY

When

June 13, 2012

Where

Share campus of Biology Centre of ASCR, v.v.i., and Faculty of Science,
University of South Bohemia, Branišovská 31, České Budějovice, Czech Republic

Registration

Pre-registration is required. Conference is free of charge.

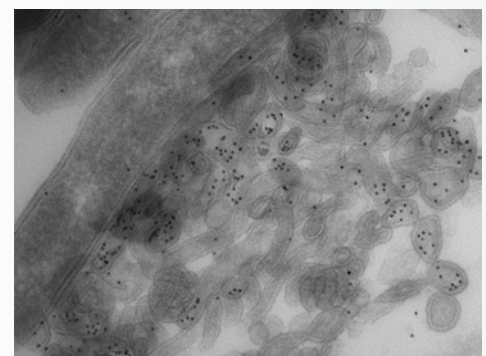
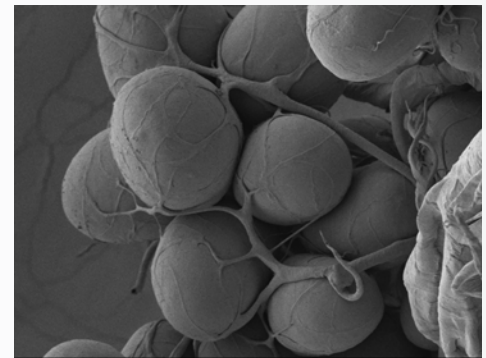
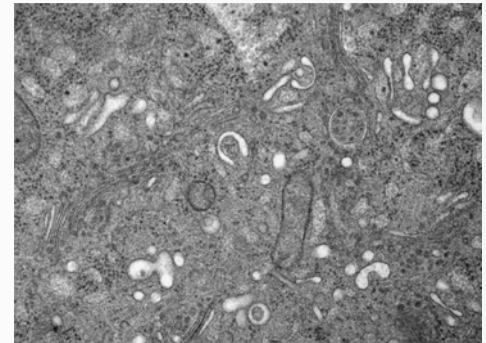
Programme

- | | | |
|---------------|--|--|
| 9:00 | Jana Nebesarova | Welcome address |
| 9:10 | Gareth Griffiths | Introductory remarks |
| 9:30 | Jan Bednar | "Cryo EM of single particles" |
| 10:00 | Marek Cyrklaff | "Cryo EM tomography of malaria parasites" |
| 10:30 | Coffee break | |
| 11:00 | Ivan Raska | "Are the Polycomb group proteins (PCG) bodies gene silencing factories?" |
| 11:30 | Yannick Schwab | "Correlative light- and electron microscopy" |
| 12:00 | John Lucocq | "Stereology for Cell Biology" |
| 12:30 | Heinrich Hohenberg | "Imaging in cell biology and medicine: Multimodal, correlative or systemic?" |
| 13:00 | Lunch | |
| 14:00 – 16:00 | Company presentations and demonstrations | |

Contact

Jana Nebesarova

Email: nebe@paru.cas.cz
www.paru.cas.cz/en/novinky



Sponsors:

JEOL

Leica
MICROSYSTEMS

delong instruments

DIATOME

EMBO

ZEISS

SPECION

RMC Products
by Bresser

TESCAN
DIGITAL MICROSCOPY IMAGING

MIKRO spol. s r.o.